

兵庫県朝来市【竹田城跡】

# Access Map to Takeda Castle Ruins




PHOTO PROVIDED By TOSHIHISA YOSHIDA

It is called "Castle in the Sky." It is a famous Japanese rocca castle; a local fortified high place. The divine view of a white sea of clouds wrapped around the high grounds will take your breath away, especially in autumn and winter.

## Data Symbols

- BUS ROUTE OF "TENKU-BUS" (Circle bus)
- BUS STOP
- TOILET
- A ~ E** PARKING
  - D** PARKING ONLY FOR STAFF'S VEHICLE
  - E** PARKING OF RITSUUNKYO VALLEY
- INFORMATION CENTRE
- RESTAURANT
- CAFE
- SOUVENIR
- ACCOMMODATION

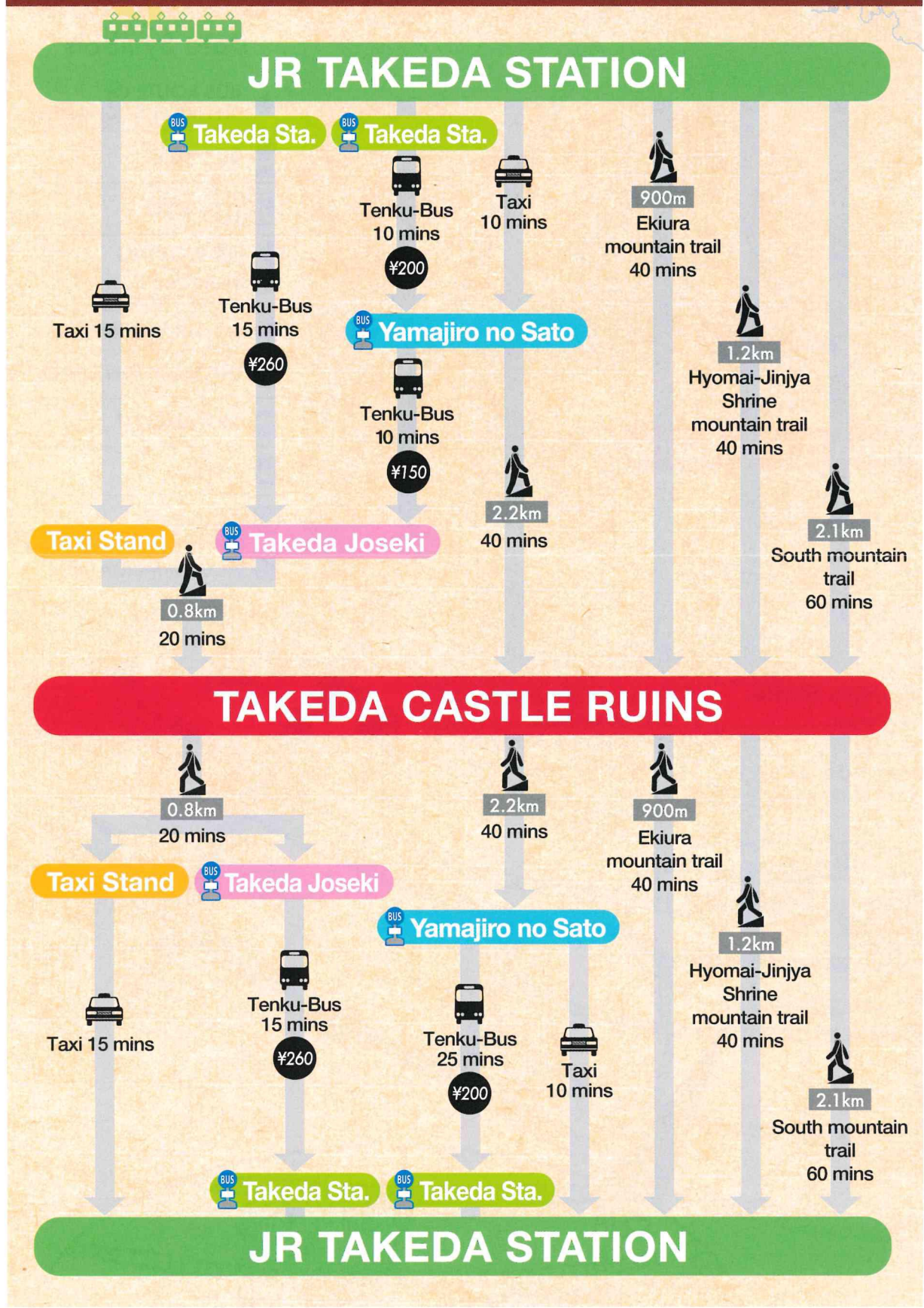




# HOW TO GO TO TAKEDA CASTLE RUINS















## ACCESS FROM TAKEDA STA.



### Data Symbols

— SHINKANSEN EXP. — TRAIN ○ STATION ✈ AIRPORT

### From airport to main station

Kansai International Airport	 Limousine bus 90mins	JR KYOTO
	 Train 90mins ~	
	 Limousine bus 60mins	JR OSAKA
	 Train 60mins ~	
	 Train 60mins ~	JR SHIN-OSAKA
	 Limousine bus 130mins	JR HIMEJI
	 Train 90mins	
Osaka International Airport (Itami Airport)	 Limousine bus 80mins	JR KYOTO
	 Limousine bus 30mins	JR OSAKA
	 Limousine bus 30mins	JR SHIN-OSAKA
	 Limousine bus 85mins	JR HIMEJI
Tajima Airport	 Taxi 15mins	JR TOYOOKA

### From main station to Takeda sta.

JR KYOTO	Train 2.5hrs~	JR TAKEDA STATION
JR OSAKA	Train 2~3hrs	
JR SHIN-OSAKA	Shinkansen EXP. 0.5hr	
JR HIMEJI	Train 1~2hrs	

## From and to Kinosaki-onsen

